

# How to dispose the garbage

We appreciate your cooperation in reducing and recycling.

## Type of garbage

## How to dispose

Please use a visible (transparent) bag.

Items can be disposed at the garbage collection points

Combustible



- Drain water well before disposing of food scraps.
- Cut twigs and board chips into pieces of less than 30 cm in length and width, and less than 10 cm in thickness. Longer items should be cut into 2 m or less and brought directly to the Clean Center.
- \*Tree trunks, roots, and other items over 10 cm in thickness are non-combustible bulky waste (fee required).
- Wooden furniture should be dismantled, metal fittings removed, and cut into pieces of the same size as the boards. Longer items should be cut into 2 m or less pices and brought directly to the Clean Center.
- \*Those that cannot be dismantled or that still have metal fittings and other items over 10 cm in thickness are non-combustible bulky waste (fee required).
- Tatami mats should be cut into a length and width of no more than 30 cm.
- \*If it cannot be cut to the specified size, it is non-combustible bulky waste (fee required).
- Remove metal fittings from rubber and leather items (bags, shoes, etc.) before disposing of them.
- \* Items with metal fittings such as spikes are classified as non-combustible bulky garbage (fee required).
- Fold futons and blankets one by one into small folds and tie them up with string. Even if you bring them directly to the Clean Center, please fold them one by one and tie them with a string.
- \*Electric blankets, etc. are considered non-combustible bulky waste (fee required).
- Carpets should be cut into pieces of 30 cm or less and put out, or brought directly to the Clean Center.
- For waste oil, use a coagulant or soak it in paper or cloth before disposing of it.
- Recyclable paper (miscellaneous) will be designated as "Recyclables" Day.

Cans






- Empty the contents of can and food/drink and wash them before disposing.
- Aerosol cans should be emptied, punctured before disposing
- \* Be careful of fire when emptying the cans and drilling the holes.
- Razor blades, sewing machine needles, etc., should be placed in a can with a lid, and put the lid on when disposing them.
- Please put dry cell batteries, lighters, and ignition sticks (Chuckerman, etc.) in a transparent bag.
- \* Insulate button batteries and coin batteries by attaching cellophane tape to insulate electricity.
- \* For small rechargeable batteries (such as lithium-ion batteries for portable game consoles) that have been removed, insulate the terminals with cellophane tape and put them out together with the batteries. Small rechargeable batteries that cannot be removed will be non-combustible bulky garbage (fee required).
- \* To prevent fire accidents, do not forcibly remove or dismantle it. Do not mix it with other type of garbage.
- Lighters and ignition sticks (e.g. Chuckerman) SHOULD NOT be mixed with other rubbish.
- For large items such as tin, crush them into 30 cm or less, or bring them directly to the Clean Center.
- Pots, pans, etc., should be removed from the pots and pans after removing the handles and handles (non-metal items).
- \*If it cannot be removed, it is non-combustible bulky waste (fee required).
- Do not dispose "combustible trash" nor "bottles" on cans collection day, as this may cause any mishap.
- If you use metal containers (e.g. one-quart cans) as waste bins when disposing of cans, please label the containers so that it is clear that they are not for collection.

Collectiong hours are not fixed. Garbage must be at the collecting point by 8:00 a.m.

# How to dispose the garbage

We appreciate your cooperation in reducing and recycling.

Items can be disposed at the garbage collection points		Type of garbage	How to dispose	Please use a visible (transparent) bag.
Items can be disposed at the garbage collection points	Bottles		<ul style="list-style-type: none"> <li>Do not mix empty bottles, glass, light bulbs/fluorescent bulbs and household items. Put them in separate bags.</li> <li>Rinse and clean the bottles before disposing.</li> <li>The lid (metal) should be removed before disposing.</li> <li>* Removed lids (metal) should be sent to the can day.</li> <li>Remove all parts other than glass, such as the edges of a mirror, before disposing it.</li> <li>* If it cannot be removed, it will be classified as non-combustible bulky waste (fee required).</li> <li>Light bulbs and fluorescent bulbs (tubes) should also be put out on the "Bottles" day.</li> <li>Pottery, ceramics, setware, and unglazed pots should also be put out on "Bottles" day.</li> <li>Do not put out "combustible trash" or "cans" on this day, as this may cause any mishap.</li> </ul>	
	Recycle items		<ul style="list-style-type: none"> <li>Do not mix the various types of recyclables, but bundle them together with string.</li> <li>* Bundle items by type, such as only cutboard, only magazines/books, only newspapers or only paper catons.</li> <li>Bundle newspapers (inserted leaflets) with strings before disposing.</li> <li>Magazines and books should be bundled in a cross with a string before disposing.</li> <li>Stretch the cardboard flat and tie it with string before disposing.</li> <li>* Cardboard is the one with wave-shape in it.</li> <li>Paper packs should be washed inside, dried, unfolded and bundled out with string.</li> <li>* Paper packs with silver paper (aluminium) go to the "combustible trash" day.</li> </ul>	
	Miscellaneous recyclable paper		<ul style="list-style-type: none"> <li>Bundle the miscellaneous paper with string. Alternatively, place them in a paper bag or envelope and tie them up with string.</li> <li>Remove any non-paper parts such as stickers, plastic or metal.</li> <li>Personal data should be removed so that it cannot be read.</li> <li>Paper that cannot be recycled should be disposed of on "combustible trash" days.</li> <li>*Paper with odours. Paper with dirt (e.g. food) on it. Paper with adhesive material on it. Paper with special processing. Paper that does not dissolve in water. Paper with special inks. etc.</li> </ul>	<p><b>Paper that should not be put out (Items cannot be recycled)</b></p> <p>Iron-printed paper / Ice cream containers / Self-addressed stamped postcard / Oil paper / Bag and shoe stuffing / Cup noodle lid / Paper cup / Disposable diaper / Aluminium foil / Stickers / Photos / Shredded paper / Box of detergent / Courier Slip / Tissue paper / Braille paper / Mask / Matchbox / Laminated paper / Receipt / Japanese paper / Dirty paper or boxes</p>

## Opening times of Uenohara Clean Center

Sundays and national holidays

Closed

Weekdays

8:30 a.m. - 11:50 a.m.

1:00 p.m. - 4:30 p.m.

Saturday

8:30 a.m. - 11:50 a.m.

pm; closed

# How to dispose the garbage

## Attention

### PET bottle (clear plastic beverage bottle)

(1) Only items marked can be disposed. (2) Remove lids, labels, etc.



(3) Please rinse and dry before disposing.



### Food tray

(1) Remove foreign objects such as plastic wrap, tape, etc.



(2) Please wash, dry, and dispose.



## Fiber recycling

Torn, dirty, or wet clothes cannot be put out.

Put it in a plastic bag and put it out.

### Fiber recycling detail

#### Items that can be collected

Business suit/suit/jacket/blouson/jumper/coat/sweaters, etc. (winter items acceptable)  
/skirt/dress/blouse/polo shirt/denim shirt/wool shirt/T-shirt/alooha shirt/denim jacket/men's and women's underwear  
/workout clothes/windbreaker/kimono/yukata/belts of kimono/yukata/leather garment  
/children's clothing in general/pants/socks (1 pair per pair)/tie/scarf/hat/knit cap/handkerchief  
/hand-towel/bath towel/toweling blanket/bath mat/Toilet mat/kitchen mat/curtains  
/diaper cover/stuffed toy/Bags (school bags and suitcases are not acceptable)

#### Items that can not be collected

Futons/pillow/bedding in general  
/zabuton (flat floor cushion used when sitting or kneeling; usu. rectangular)/cotton  
/electric blanket/underlay for a kotatsu/carpet/shoes in general  
/place mat for wiping one's feet/used cloth/garment cut-off  
/Vinyl products such as vinyl raincoats/company uniforms  
/Items stained with paint or oil/Items that have not been laundered/Items used for pets

### Collection Points

Area		Collection Points	Plastic Bottles	Food tray	Fiber recycle	Ink cartridge
大目	Ome	Ome office	○	○	×	×
		Community center of Inume	○	○	×	×
甲東	Koutou	Koto office	○	○	×	×
大鶴	Otsuru	Otsuru office	○	○	×	×
		Agatsuma shrine	○	○	×	×
巖	Iwao	Koseiya supermarket at Commore Shiotsu	○	×	○	×
		Farmers Commore	○	○	×	×
		In front of Iwao office	○	○	×	×
島田	Shimada	JA Crane Shimada office	○	○	×	×
		Emergency exit door of Kamiarata	○	○	×	×
		Ichiyama mart of Uenohara	○	○	×	×
上野原	Uenohara	The City Hall	○	○	○	○
		Fujimi General Welfare Center	×	×	○	○
		Ogino supermarket	○	×	×	×
桐原	Yuzurihara	JA Crane Yuzurihara office	○	○	×	×
西原	Saihara	Saihara office	○	○	×	×
秋山	Akiyama	Akiyama office	○	○	○	×
		Food service center at Akiyama	○	○	×	×
		Previously Sakurai Elementary School	○	○	×	×
クリーンセンター		Clean Center	○	○	○	○

We appreciate your cooperation in reducing and recycling.

## Non-combustible bulky garbage (fee required)

### Bring to a clean center

Please adhere strictly to the reception hours.

● 360 yen per 10kg

### Gathering up

Reservations are required at the Uenohara City Clean Center.

The designated collection day is Wednesday.

\*The reservation deadline is until Tuesday morning (AM only).

If the scheduled collection day (Wednesday) is a national holiday, reservations and collection cannot be made.

(1) Call the Clean Center at 0554-63-5353.

\* At the time of reservation, please confirm your name, address, contact information, type and quantity of bulky garbage, and collection location.

(2) Please attach a piece of paper with your name written on the bulky waste.

(3) Please put out the items at the agreed location by 8:00 a.m. on the scheduled collection day.

(4) After collection, the waste is weighed at the clean center.

(5) A payment slip will be mailed to you, please make the payment at the designated financial institution.

● 410 yen per 10kg

### Main non-combustible bulky waste

Vacuum cleaner/microwave oven/rice cooker/electric fan/heater (from stove)/bicycle/umbrella/electric blanket/bed  
/bed mattress/sofa/tatami chair/health appliance/plastic toy/uncut tatami mat/wooden furniture that cannot be dismantled  
/agricultural plastic sheet/pots and pans with wooden or plastic handles/Japanese beech tree

## Why not consider reusing unnecessary items?

The city is starting a collaboration agreement with Market Enterprise Co., Ltd., and is promoting reuse through the reuse platform Oikura. Why not reuse them before throwing away as garbage?

### What is "Oikura"?

This is a reuse platform operated by Market Enterprise. If you want to sell your unwanted items and request an appraisal through Oikura, you will receive a bulk appraisal request from participating recycle shops across the country, and you can compare purchase prices.

#### Step 1



#### Step 2



#### Step 3



#### Step 4



Check here



## Business-related general waste (fee required)

### Bring to the clean center

Waste generated by business activities (excluding industrial waste)






The law stipulates that "business establishments are responsible for their own disposal.

Please bring in yourself as the city does not collect them.



● 240 yen per 10kg



## Items that cannot be sent to collection points nor to the Clean Center

Home Appliance Recycling Law (Act on Recycling of Specified Household Equipment)	Motorcycle Recycling System	Construction waste	Hazardous materials	Others
For disposal of four household items (TV, air conditioner, refrigerator/freezer, and washing machine/clothes dryer), please contact the dealer or the electronics store in the city. It is also possible to bring the product directly to the designated trading location.	For disposal of motorized bicycles, light motorcycles, and small motorcycles, please contact a dealer handling discarded motorcycles in the city.	(Example) Construction waste such as concrete, blocks, stones, ashes, bricks, earth, sand, etc., and refuse resulting from new construction and renovation of houses/big timber/roofing felt/garden stone/clothes-drying platform (concrete)/septic tank/hazardous materials	(Example) gas cylinder/syringe/agrochemical/digestive/other chemicals that may affect the human body/wasted oil/painting material	(Example) bicycle parts/motorcycle parts/tire/battery/agricultural machinery and equipment/piano/business equipment
	<p>○ Search for "JARC"</p> 			
Please consult the contractor who undertook the construction work, or the waste disposal company, or the dealer where you purchased the product.				

## Collection of home-use PCs

◆Collection by courier service	Search for "リネットジャパン"	◆Recovery by manufacturer	Search for "PC3R"
<p>(1) Application Apply online</p> <p>(2) Pack the collected items. Erase the data and pack it in cardboard.</p> <p>(3) Collected by Sagawa Express. Sagawa Express will come to collect it at the desired date and time.</p> 	<p>Linnet Japan Recycle, Inc. which has signed an agreement with the city, will collect PCs at home via home delivery service. Applications should be made to Linnet Japan.</p>	<p>PC manufacturers will collect and recycle them for a fee or free of charge. Please contact each manufacturer for applicable equipment.</p>	

### Collecting Ink cartridge



For the purpose of "reducing waste" and "protecting the global environment", etc. We collect used ink cartridges. All manufacturers of household use are eligible.

#### Uenohara City

〒409-0192  
Uenohara 3832, Uenohara-City,  
YAMANASHI  
TEL 0554-62-3111  
(representative)  
FAX 0554-62-5333

#### Uenohara City Clean Center (Living Environment Division, in charge of Clean Center)

〒409-0112  
Uenohara 8344, Uenohara-City,  
YAMANASHI  
TEL0554-63-5353 or 0554-63-1273  
FAX0554-63-6250

#### Opening times of Uenohara Clean Center

Sundays and national holidays;  
closed

Weekdays  
8:30 a.m. - 11:50 a.m.  
1:00 p.m. - 4:30 p.m.  
Saturday  
8:30 a.m. - 11:50 a.m.  
pm; closed



#### Designed by OMUSUBI

Uenohara Civic Action and Supporting Group  
上野原市市民活動支援事業団体

Translated by  
Yalis Ohashi, Keiko Hagiwara  
Thanks to

Kaori Kawamura, Mai Kuribayashi, Monamine  
Ringhofler, Caroline Sato, Akemi Imamura and Kaori  
Nagasaka

Illustration by

